

## Key of Bb - Chord Scale - Part 1

The Key of Bb is not usually on a guitarist's top ten list of favorite keys. Often we capo at 3 and play in G. In this lesson, you'll learn how to play a handful of chord shapes that will enable you to leave your capo in your case the next time your piano-playing worship leader hands you a chord chart in Bb.

In Fig. 1 below, the top row of numbers show the **degrees** of the major scale. The second row shows the **notes names** of the Bb Major Scale.

**Fig. 1**

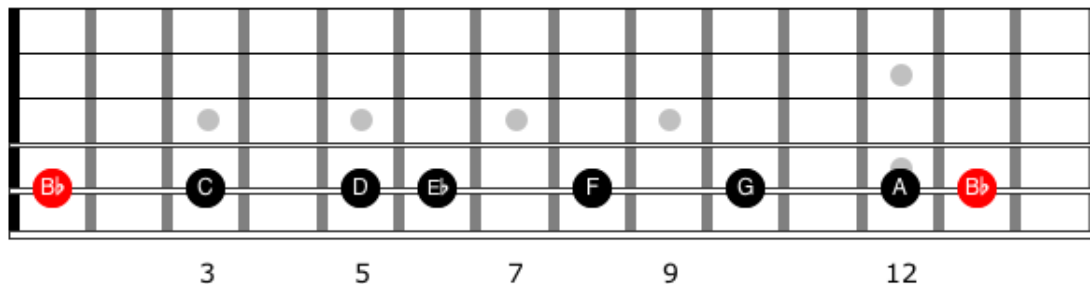
1	2	3	4	5	6	7	8 (1)
Bb	C	D	Eb	F	G	A	Bb

In Fig. 2 below, look at the **Bb chord scale**. Notice how the bass notes of the chord scale correspond exactly to the notes of the major scale. Notice how the 2nd, 3rd, and 6th chord are minor. (3/1 can be substituted for 3m) These are the chords you'll most likely run into.

**Fig. 2**

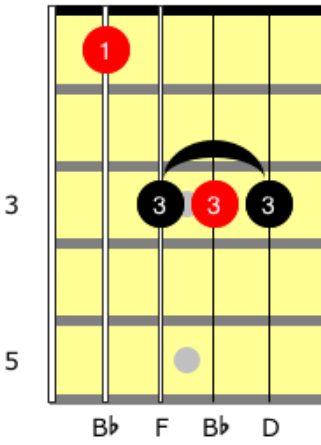
1	2m	3m or 3/1	4	5	6m	5/7	8 (1)
Bb	Cm7	Dm	Eb	F	Gm7	F/A	Bb
		Bb/D					

**Bb Major Scale - A String**

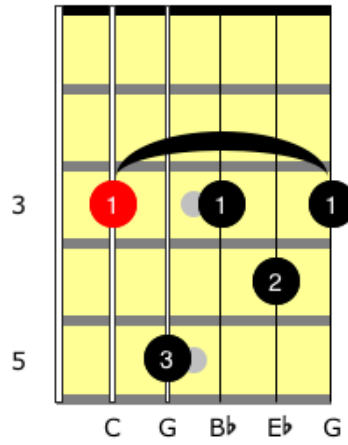


**Using the chord shapes on the next page**, play this Chord Scale both ascending and descending. Notice each chord's bass note is found on the **A string**. (See the neck diagram above.) Learning this chord scale will teach you how to find all the root notes of the Bb major scale on your A string and enable you to play almost any song in the key of Bb. Part 2 of this lesson will add some new chord shapes with bass notes on the 6th string. Stay tuned!

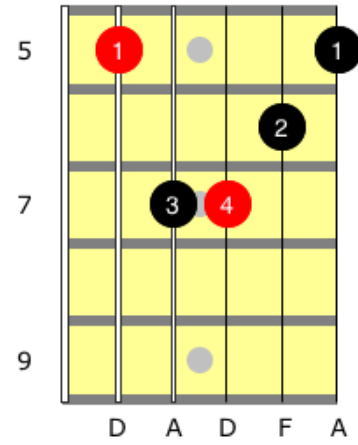
Bb (1)



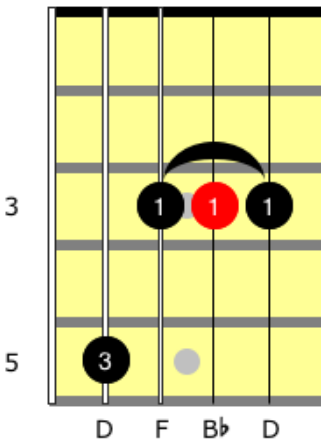
Cm7 (2m7)



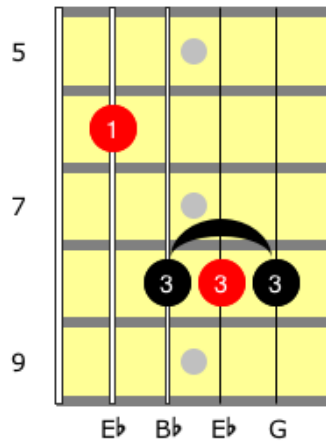
Dm (3m)



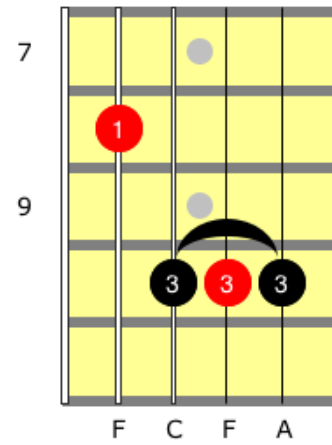
Bb/D (1/3)



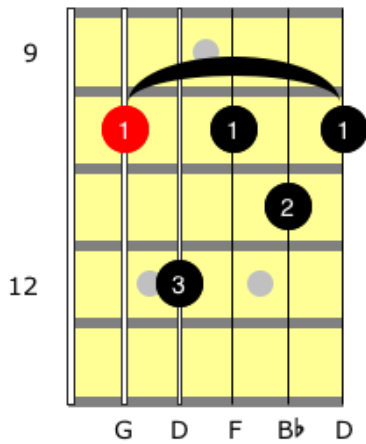
Eb (4)



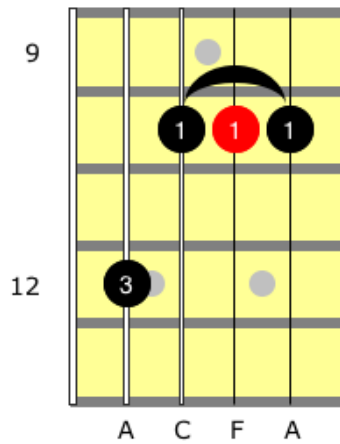
F (5)



Gm7 (6m7)



F/A (5/7)



Bb (1)

